

How to sign the General Terms and Conditions

In this document we present two options to sign the General Terms and Conditions (GT&C).

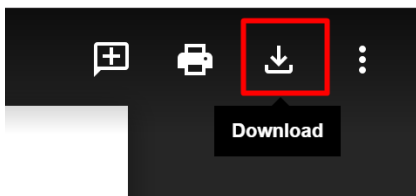
Option 1: Photo or Scan

You print out pages 1, 13 and 15 of the GT&C, complete the fields and send a scan or photos to EUROSPIONE (spinetango@eurospine.org).

Option 2: Sign with Adobe Reader

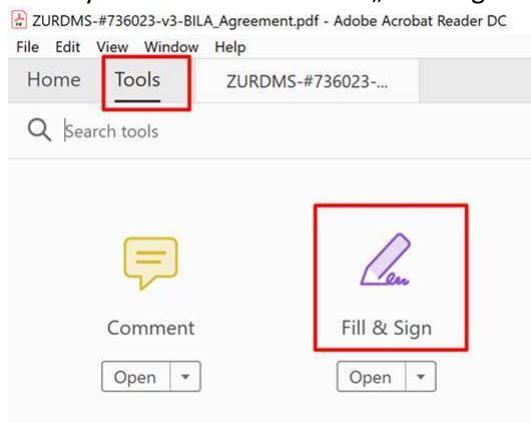
You could use the free version of Adobe Reader (<https://get.adobe.com/reader/>)

First you download the document from [here](#) by clicking “download”

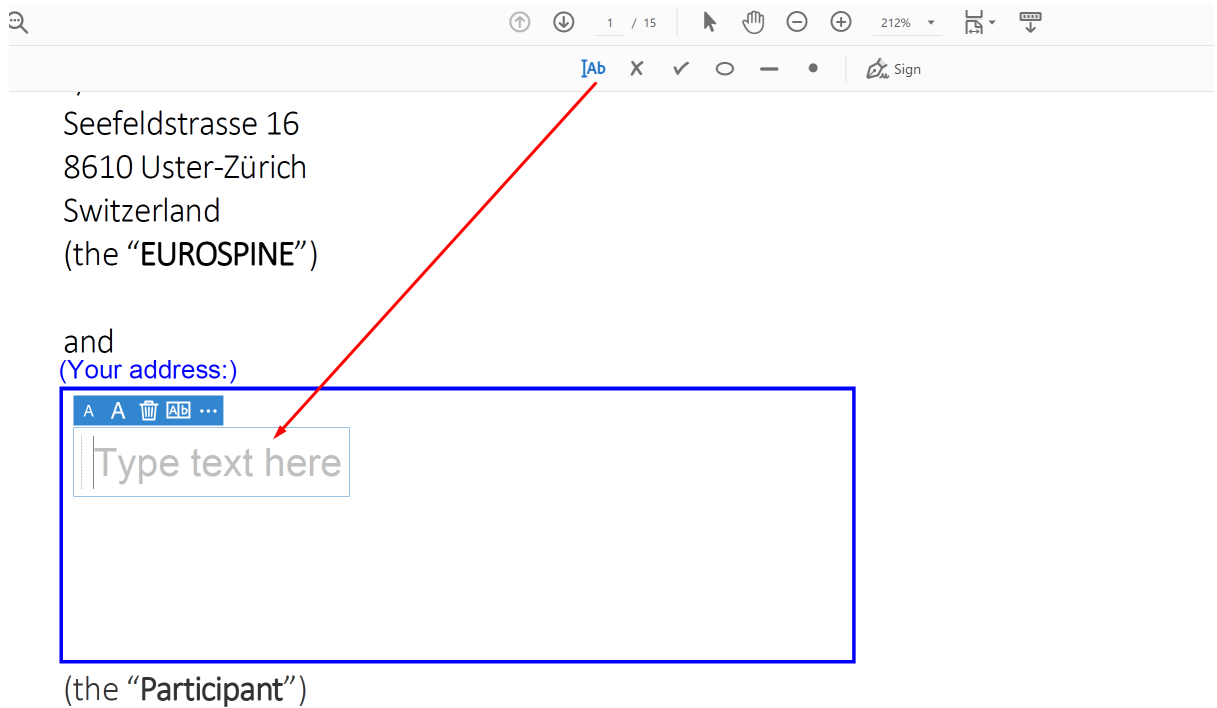


Then open the document in Adobe Reader.

- 1) There you choose “Tools” and „Fill & Sign“:



- 2) Enter the address of your clinic/hospital/practice/department at page 1:



3) Enter your details at page 13:

If to Participant:

If to EUROSPINE:
EUROSPINE, the Spine Society of Europe
FOA: Judith Reichert Schild
Seefeldstrasse 16
8610 Uster
Switzerland

This block contains two text input fields. The first is labeled "If to Participant:" and is currently empty. The second is labeled "If to EUROSPINE:" and contains the following text: "EUROSPINE, the Spine Society of Europe", "FOA: Judith Reichert Schild", "Seefeldstrasse 16", "8610 Uster", and "Switzerland". A red arrow points from the top right of the "If to Participant:" field towards the "If to EUROSPINE:" field.

4) Then go to the last page of the GT&C, enter your details and then press the „sign“ button (using a scanned signature, a photo of your signature or sign with your finger (on a smartphone):

15 / 15

150%

Sign

Add Signature

Add Initials

14

society of Europe [Name of the organisation / hospital]

igott Name:

ool, 14 March 2019 Place, date

ment EUROSPINE Capacity

Signature:

This screenshot shows a PDF document with a search bar at the top. Below the search bar, there is a "Sign" button. A dropdown menu is open below the "Sign" button, showing "Add Signature" and "Add Initials". To the right of the dropdown menu, the page number "14" is visible. Below the search bar, there is a form with several fields. The first field is labeled "society of Europe" and has a placeholder "[Name of the organisation / hospital]". The second field is labeled "igott" and has a placeholder "Name:". The third field is labeled "ool, 14 March 2019" and has a placeholder "Place, date". The fourth field is labeled "ment EUROSPINE" and has a placeholder "Capacity". The fifth field is labeled "Signature:" and has a scanned signature below it. A red arrow points from the "Sign" button to the "Name:" field, and another red arrow points from the "Add Signature" button to the "Signature:" field.

If you need further help, please contact me.

Best wishes,
Robert Conrad

Robert Conrad
Registry and Education Manager
EUROSPINE, the Spine Society of Europe
E: conrad@eurospine.org
M: +49 176 58 22 23 15

Follow us on:

facebook.com/EUROSPINE

twitter.com/#!/EUROSPINESoc

youtube.com/EUROSPINE